



TECHNICAL SPECIFICATION

- Safety yellow fibreglass
- User friendly - Effortless extension and retraction
- Super strong, durable box rails
- High electrical resistance
- Lightest weight for equivalent load rating
- Dramatic reduction in sway and twist
- Weather resistant - No water absorption
- Low maintenance
- Swivel feet with urethane studs and gravel spikes
- Spring rope retraction
- Non-slip "D" profile rungs

POWERMASTER EXTENSION LADDER (FED)

Model	Closed	Extended	Load - Rating	Weight	Code
FED 4.0	2.7 m	4.0 m	160 Kg	15.5 Kg	HCP-FED40-EPPM-001
FED 5.2	3.3 m	5.2 m	160 Kg	18.5 Kg	HCP-FED52-EPPM-002
FED 6.4	3.9 m	6.4 m	160 Kg	21.6 Kg	HCP-FED64-EPPM-003
FED 7.6	4.5 m	7.6 m	160 Kg	27.1 Kg	HCP-FED76-EPPM-004
FED 8.8	5.1 m	8.8 m	150 Kg	31.5 Kg	HCP-FED88-EPPM-005
FED 9.4	5.7 m	9.4 m	140 Kg	35.5 Kg	HCP-FED94-EPPM-006
FED 9.8	5.8 m	9.8 m	120 Kg	35.5 Kg	HCP-FED98-EPPM-007

TRADEMASTER EXTENSION LADDER (FER)

Model	Closed	Extended	Load - Rating	Weight	Code
FER 4.0	2.7 m	4.0 m	140 Kg	13.4 Kg	HCP-FER40-EETM-001
FER 5.2	3.3 m	5.2 m	140 Kg	16.5 Kg	HCP-FER52-EETM-002
FER 6.4	3.9 m	6.4 m	140 Kg	19.2 Kg	HCP-FER64-EETM-003
FER 7.6	4.5 m	7.6 m	140 Kg	25.4 Kg	HCP-FER76-EETM-004
FER 8.8	5.1 m	8.8 m	140 Kg	29.0 Kg	HCP-FER88-EETM-005

CORROSIONMASTER EXTENSION LADDER (FEF)

Model	Closed	Extended	Load - Rating	Weight	Code
FEF 3.4	2.4 m	3.4 m	150 Kg	13.0 Kg	HCP-FEF34-EEC-001
FEF 4.0	2.7 m	4.0 m	150 Kg	15.2 Kg	HCP-FEF40-EEC-002
FEF 5.2	3.3 m	5.2 m	150 Kg	18.3 Kg	HCP-FEF52-EEC-003
FEF 6.4	4.0 m	6.4 m	150 Kg	21.4 Kg	HCP-FEF64-EEC-004
FEF 7.6	4.6 m	7.6 m	150 Kg	27.7 Kg	HCP-FEF76-EEC-005
FEF 8.8	5.2 m	8.8 m	150 Kg	31.2 Kg	HCP-FEF88-EEC-006
FEF 9.4	5.8 m	9.4 m	150 Kg	32.9 Kg	HCP-FEF94-EEC-007
FEF 9.8	5.8 m	9.8 m	150 Kg	32.9 Kg	HCP-FEF98-EEC-008

APPLICATION




A climbing solution designed specifically for corrosive environments.




EXTENSION LADDER ACCESORIES

PS Pole strap attached to the top of the fly section to allow the ladder to be placed securely against a pole. Made with a tough polyurethane rubber pad sown to heavy duty nylon web. The common alternative is a Pole chain.




Code: HCP-PSESEE-001

PC Pole chain attached to the top of the fly section to allow the ladder to be placed securely against a pole. The common alternative is a Pole strap.




Code: HCP-PCSEEE-002

TL The top lash or tie off rope is attached to the top of the fly section of the ladder and is used to lash (tie) the top of the ladder to a pole or tree to stabilise the top of the ladder.



Code: HCP-TLESEE-003

BL Bottom 8mm lashing rope is tied from the base of the ladder to the workpole to prevent the ladder from slipping.




Code: HCP-BLESEE-004

CL Conventional style latch is used on TradeMaster ladders and is an option on PowerMaster range in lieu of the "Branch" latch. Preferred by users more comfortable with the older style ladder latch.




Code: HCP-CLESEE-005

CP The Centre Pull Rope can replace the side pull rope if required. Sometimes preferred by operators who use the haul rope to position the ladder on a pole. If this option is chosen the conventional latch option must be fitted.




Code: HCP-CPSEEE-006

CT Rope cleat (used by ETSA Utilities) is used to store the top lash rope when it is not in use.




Code: HCP-CTESEE-007

MK Companies (or individuals) can have the company name stencilled in indelible ink on the side of the ladder. Allows for easy identification of the ladder and the company when the ladder is in use or in transit.




Code: HCP-MKESEE-008

FB Rubber Boot attached to the top of the fly section protects building surfaces from damage due to the ladder being placed against the building.




Code: HCP-FBESEE-009

LV Levelze Leveler is a permanently attached automatically operating leveling system for use on extension ladders.




Code: HCP-LVESEE-010

GB Grab bar attached between the ladder feet and used to grab the ladder off a truck and to stabilise or "Foot" the ladder when positioning it.




Code: HCP-GBESEE-011

TB The tie down bar attaches to the bottom of the fly section of the PowerMaster ladders to allow users to tie the fly and base section together for security in transport.




Code: HCP-TBESEE-012

CH Cable hooks used predominantly in the telecommunications industry to allow users to rest the top of the ladder against a cable and work "mid-strand".




Code: HCP-CHESEE-013

QC Quick connect couplings in pairs. Permanently attached to extension ladders and platforms to enable the connection of the Levelok levelling leg. The Leveler leg can be removed when not in use.




Code: HCP-QCESEE-014

BF Bottom 8mm lashing rope is tied from the base of the ladder to the workpole to prevent the ladder from slipping. The red flag gives a visual warning of the presence of the rope.



Code: HCP-BFESEE-015

FP Shown here in conjunction with cable hooks. Protects the ladder from wear when placed directly on the electrical or support wires of the rail system.



Code: HCP-FPESEE-016



EXTENSION LADDER ACCESORIES

AR

11mm Ladder rope in lieu of standard polypropylene rope can be selected as an option on PowerMaster range .

Code: HCP-ARESEE-017



SF

The swivel foot maximises grip and adjusts to minor slopes. Shown with the gravel/ice pick in the raised position. This can be rotated to below the foot on loose ground where it digs in giving extra purchase.


Code:HCP-SFESEE-018



FL

Automatic locking mechanism for the fly section of the ladder. Prevents the ladder sections separating when carried by two users. Automatically releases when the haul rope is tensioned to raise the ladder.

Code: HCP-FLESEE-019



FR

Fibreglass rung used in lieu of aluminium. For use in corrosion resistant ladders and for users who require the absence of metal in the work area.

Code: HCP-FRESEE-020



LW

Rolling wheels attached to the top of the fly section on an extension ladder allows the fly section to easily extend by rolling up the wall. Used predominantly by the fire brigade.

Code:HCP-LWESEE-021



LL

Levelok Leveler Leg for use on uneven ground. It is detachable from the ladder to minimise weight. Used in conjunction with "quick-connect" brackets which are attached to the ladder or platform.

Code: HCP-LLESEE-022



RF

Rubber feet are an alternative to the swivel feet used on the PowerMaster range. Sometimes preferred in sandy or muddy conditions the sand/mud may clogg the swivel feet. The tough polyurethane foot is maintenance free.

Code: HCP-RFESEE-023

